

## Lesson 8: The Fruit of the Spirit is Faithfulness

Read: Galatians 5:22; 1 Samuel 20

**1 Samuel 20:** In this passage David and Jonathan are best friends, even though Johnathan is in line for the throne and God has promised the throne to David. Jonathan's father, Saul, does not like David and wants to kill him. Jonathan is a **FAITHFUL** friend as he risks his life to find out whether David is in danger, then he sends David away from Saul. What a **FAITHFUL** friend Jonathan was to David!!

Bible Point: "Faithfulness is the fruit of the spirit."

Summary Verse: Review Galatians 5:22

"But the Holy Spirit produces this kind of fruit in our lives: love, joy, peace, patience, kindness, goodness, **faithfulness**, gentleness, and self-control. There is no law against these things!" (Galatians 5:22-23).

Think about:

Who has been **FAITHFUL** to you? What can you learn from that person?

Quick tip:

Stop for a moment and consider your own **faithfulness** to the kids in your ministry. How often do you serve? If you serve once a month or every other week, you may be limiting your ability to build relationships with kids through a **faithful** presence in their lives. Pray about committing to serve.


Let's Pray:

Dear God, Thank you for the fruit of the spirit. Teach me how to be a **faithful** person to those around me, may Your **faithfulness** reflect off me. In Jesus' name I pray, Amen.

Discussion Questions  
Dig in Deeper


1. What does it mean to be Faithful to a friend?
2. How can we be Faithful to God? How does He show Faithfulness to us?
3. The Holy Spirit empowers us with Faithfulness, what can we do to strengthen that fruit?
4. If someone has shown you faithfulness, let them know you are thankful for them. Pray for them, thanking God for blessing you with Faithfulness.

# I SPY fruits & veggies



- |   |  |   |  |   |  |   |  |   |  |   |  |   |  |   |  |   |  |   |  |
|---|--|---|--|---|--|---|--|---|--|---|--|---|--|---|--|---|--|---|--|
| 2 |  | 4 |  | 4 |  | 5 |  | 4 |  | 5 |  | 7 |  | 4 |  | 6 |  | 5 |  |
| 1 |  | 6 |  | 7 |  | 1 |  | 3 |  | 6 |  | 7 |  | 4 |  | 7 |  | 5 |  |
| 3 |  | 3 |  | 4 |  | 6 |  | 2 |  | 7 |  | 5 |  | 9 |  | 6 |  | 3 |  |

# God is faithful



## Craft Tape Resist Cross

### What You Need:

- White card stock or plain white paper
- Painters tape, or any kind of tape you have
- Watercolors, markers, or crayons

### Direction:

1. Using painters tape make a cross on a piece of white card stock.



2. Using watercolors/markers/crayons, color at least the area around the cross. Try not to get the paper too wet, it will make removing the tape harder.

3. You want to pull the tape off when it is barely dry. Watercolors dry pretty quickly, so you should be able to remove shortly after the project is finished. If you are using crayons or markers, pull tape off once you are finished. If it starts to pull the paper, try pulling from a different angle.



## Extra Crafts and Activities

Object Lesson on Faith: Walk on Water

<https://youtu.be/ggQB5PU7GCs>


Dance Along

[https://youtu.be/H\\_\\_YLFGQHSM](https://youtu.be/H__YLFGQHSM)

Fruit Of The Spirit Game  
Bingo Playing Card and Calling Cards

# Fruit of the Spirit



	<i>Kindness</i>			SELF-CONTROL
		<i>faithfulness</i>		<i>Patience</i>
<i>Joy</i>		Galatians 5:22-5:23		
	PEACE		<i>love</i>	
	<i>Goodness</i>		<i>Gentleness</i>	



